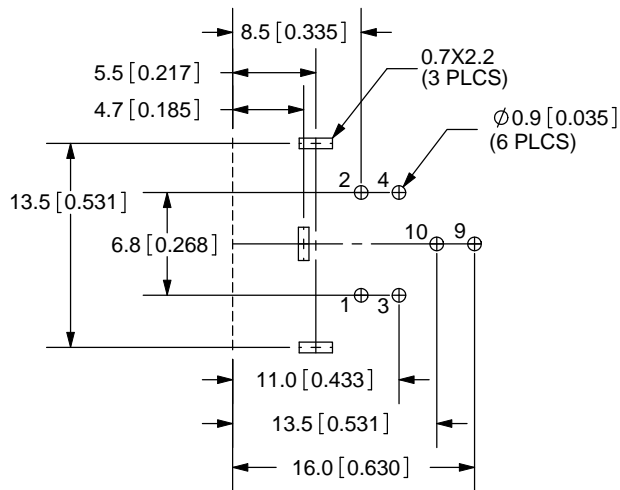
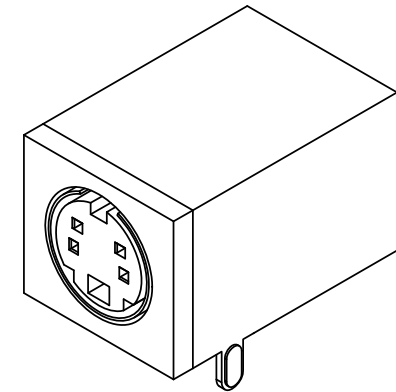
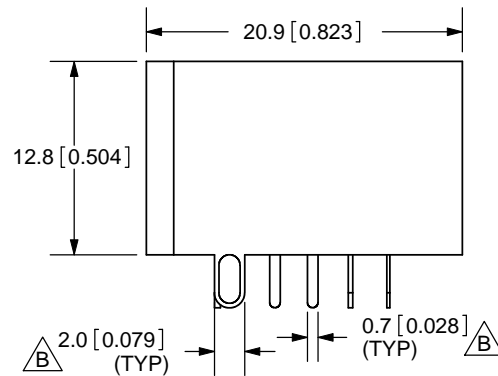
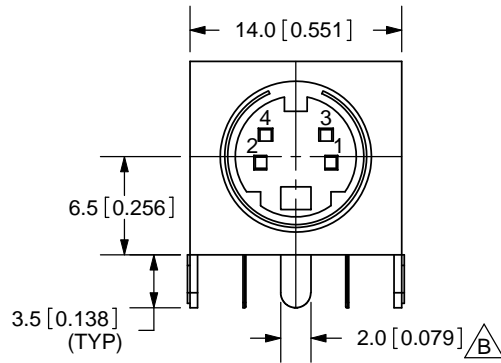
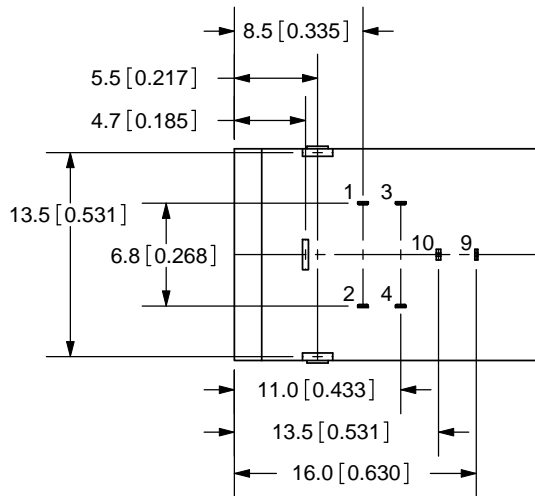


REV.	DESCRIPTION	DATE
A	NEW DRAWING	1/27/2006
B	change to pin 9 and 10 orientation, pin widths added	10/27/2008



PCB LAYOUT
TOP VIEW



SPECIFICATIONS:
 RATING: 12V DC @ 2A; 100V AC @ 1A
 CONTACT RESISTANCE: 30m OHMS MAX
 INSULATION RESISTANCE: 50M OHMS MIN: 250V DC
 VOLTAGE WITHSTAND: 250V AC R.M.S. FOR 1 MINUTE
 INSERTION FORCE: 4.5KG MAX
 WITHDRAWAL FORCE: 0.8KG~3.0KG
 LIFE: 5,000 CYCLES

	MATERIAL	PLATING
EARTH TERMINAL	Brass	Tin
TERMINAL 1-4	Phosphor Bronze	Silver
SPRING (9)	Copper Titanium	Silver
SHUNT (10)	Brass	Silver
SHIELD PLATE	Steel	Tin
HOUSING	PBT	

TOLERANCE:
±0.2mm



20050 SW 112th Ave.
 Tualatin, OR 97062
 Phone: 503-612-2300
 800-275-4899
 Fax: 503-612-2383
 Website: www.cui.com

MODEL NO.	MD-40SMW
SCHEMATIC	

TITLE:	MINIATURE CIRCULAR DIN CONNECTOR	REV:	B
PART NO.	MD-40SMW	UNITS:	MM [INCHES]
DRAWN BY:	ZRJ	APPROVED BY:	
		SCALE:	2:1

PC FILE NAME:
MD-40SMW

COPYRIGHT 2008 BY CUI INC.