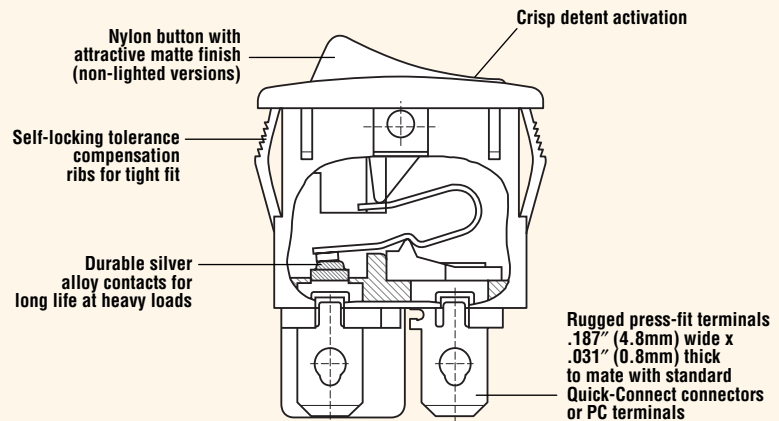


MINIATURE ROCKER SWITCH

LR Series

Features

- Single-pole and double-pole configurations
- Lighted and non-lighted options
- Available in a wide variety of colors
- High current switching in a compact package
- Variety of terminal styles available
- Self-locking tabs to fit industry-standard panel cut-outs
- Mechanical life: min. 100,000 operations



Electrical Ratings

Switch Series	EN61058 Rating	UL1054 Rating	Electrical Life at Rated Load	
			According to VDE (Min. Operations)	According to UL (Min. Operations)
LR	10(4)A, 250V~, T125/55	10A, 125VAC; 8A, 250VAC; 1/4HP, 125/250VAC	10,000	6,000

Specifications

Electrical

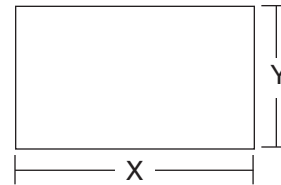
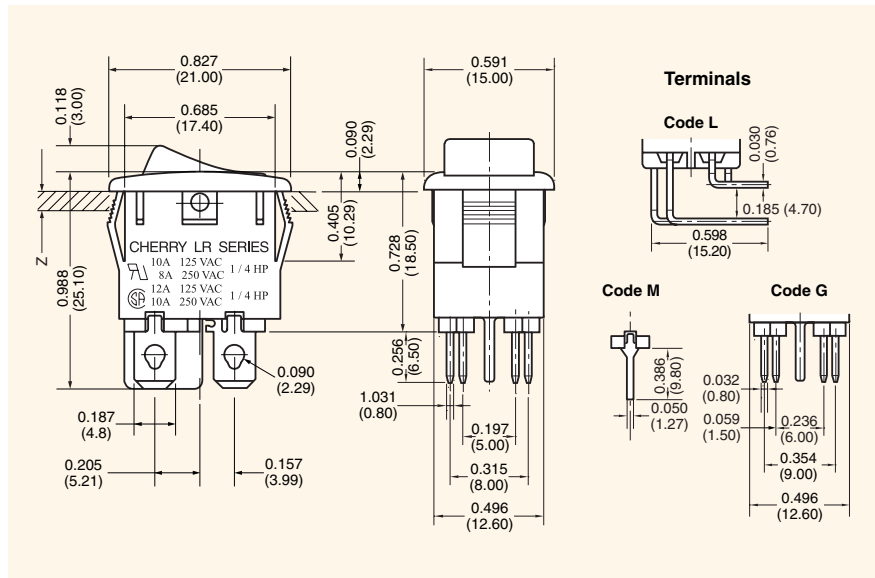
Dielectric Strength:	1000VAC for 1 minute
Insulation Resistance:	10 ⁹ ohms min at 500VDC
Initial Contact Resistance:	0.020 ohms max
Temperature Range:	-20°C to +65°C

Materials

Actuator (non-lighted):	Nylon 66 94V-2
Actuator (lighted):	Polycarbonate
Case:	Nylon 66 94V-2
Contacts:	Silver Alloy
Movable Arm:	Copper Alloy
Terminals:	Tin-Plated Copper Alloy



Dimensions inches (mm)



Z = Panel Thickness

Recommended Panel Cut-Out Dimensions

Dim. Z	Dim. X	Dim. Y
0.030 to 0.049 (0.75 to 1.25)	0.752 (19.10)	0.508 (12.90)
0.049 to 0.079 (1.25 to 2.00)	0.760 (19.30)	0.508 (12.90)
0.079 to 0.118 (2.00 to 3.00)	0.775 (19.69)	0.508 (12.90)

Examples of Common Part Numbers and Descriptions inches (mm)

Part Number	Circuitry	Switch Function	Terminal Type	Actuator/Housing Color	Legend Marking
LRA22H2FBBNN		On - Off	0.187 (4.8) Quick-Connect	Black/Black	
LRA32H2FBBNN		On - Off	0.187 (4.8) Quick-Connect	Black/Black	
LRA22H2BBBNN		On - Off	0.187 (4.8) Quick-Connect	Black/Black	
LRA32H2BBBNN		On - Off	0.187 (4.8) Quick-Connect	Black/Black	
LRA22H2BBRLN		On - Off/Lighted	0.187 (4.8) Quick-Connect	Red/Black	
LRA32H2BBRLN		On - Off/Lighted	0.187 (4.8) Quick-Connect	Red/Black	

Boot #0015-0644

Ordering Information

LR Series	A Code Contact Rating	2 Code Circuitry	2 Code Switch Function	H Code Terminal Type inches (mm)	2 Code Actuator Type	F Code Actuator Marking	B Code Housing Color	B Code Actuator Color	N Code Lighted	N Code Splashproof
	A 10A, 125VAC; 8A, 250VAC; 1/4HP, 125/250VAC (UL) 12A, 125VAC; 10A, 250VAC; 1/4HP, 125/250VAC (CSA) 10(4)A 250 V~, T125/55 (VDE)	2 Single-Pole 3 Double-Pole	2 On - Off	H 0.187 (4.8) QC L PC Thru-Hole Right Angle M PC Thru-Hole Straight G Flat Bezel; 0.240 (6.10) QC Terminal Spacing	2 Curve	B Blank D O E O I F O - G .	E Charcoal Grey B Black W White Y Grey C Brown	E Charcoal Grey B Black G Green A Amber R Red W White Y Grey S Translucent Red C Brown	N Non-Lighted L Lighted (Bulb 125VAC) E Lighted (Bulb 250VAC) F Lighted 5VDC Incandescent G Lighted 6VDC Incandescent H Lighted 12VDC Incandescent	N No Rocker Boot S Rocker Boot

Specifications subject to change without notice.