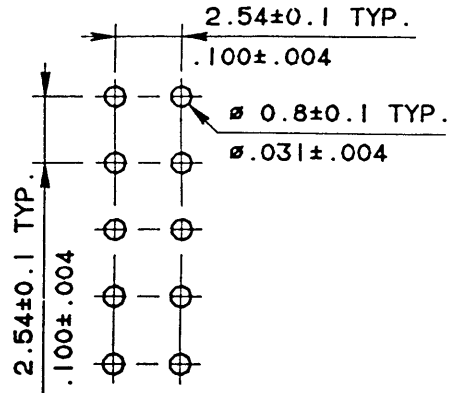



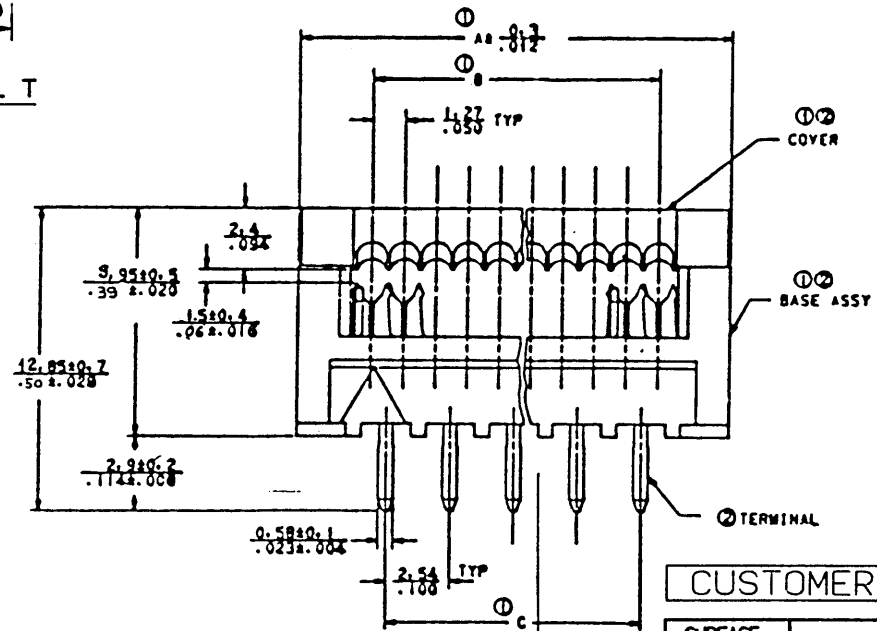
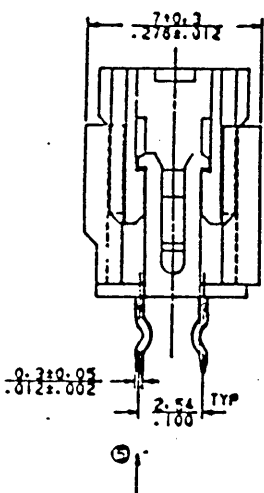
DETAIL T



RECOMMENDED MOUNTING HOLE LAYOUT

NOTES:

- ①. SEE TABLE.
- ②. MATERIAL:  
 BASE ] POLYESTER (PET) GLASS  
 COVER ] 30% FILLED. UL 94V-0. COLOR: BLUE.  
 TERMINAL — PHOSPHOR BRONZE.
- ③. TERMINAL FINISH: 1.27um/50u" Ni UNDER PLATING.  
 FOR 89801-\*\*\*: ALL OVER SnPb PLATING, SnPb 93/7, 3.81um/150u" MIN.  
 FOR 89801-\*\*\*LF: ALL OVER 3.81um/150u" PURE MATTE Sn PLATING.
4. APPLICABLE SPECIFICATIONS:  
 PRODUCT SPEC 110-019  
 CRIMPING (I.D.C) SPEC 100-004.
- ⑤. CONTACT RETENSION FORCE:  
 400g/100. MIN. AGAINST THIS DIRECTION.
6. ALL PINS KINKED ON ALL VERSIONS



SEE DETAIL T

CUSTOMER COPY FOR REFERENCE ONLY

SURFACE ISO 1302 ✓	TOLERANCE ISO R 406 ISO R 1101		MM INCH SCALE	MATL CODE SEE NOTES
				FINISH 
				HEATTREAT 
		DATE	NAME	TITLE
		DR 90 10 19	P. CLEMENT	QUICKIE DIL PCB CONNECTOR KINKED SHORT LEGS
F N05-0366	05.12.26	DT	CHR 90 10 24	J.M.C.
E F 10640	91 09 02	G	APPD 90 10 24	M.AE.
D F 10570	91 07 19	JLC		
C F 10460	91 06 10	JMC		
B F 10140	91 02 21	JMC		
A F 00637	90 10 19	PCL		
L ECP N.	DATE	DR.	SUPSD BY	RELEASE N. F 00637



DU PONT ELECTRONICS

89801  
REV LTR SHEET  
F 213  
1 OF 2

PRODUCT NUMBER	SIZE	COVER	BASE ASS'Y	"A"	"B"	"C"
89801-006/006LF	2X3	68118-006	69831-006/006LF	12.08/ .476	6.35/ .250	5.08/ .200
89801-008/008LF	2X4	68118-008	69831-008/008LF	14.62/ .576	8.89/ .350	7.62/ .300
89801-010/010LF	2X5	68118-010	69831-010/010LF	17.16/ .676	11.43/ .450	10.16/ .400
89801-014/014LF	2X7	68118-014	69831-014/014LF	22.24/ .876	16.51/ .650	15.24/ .600
89801-016/016LF	2X8	68118-016	69831-016/016LF	24.78/ .976	19.05/ .750	17.78/ .700
89801-018/018LF	2X9	68118-018	69831-018/018LF	27.32/1.076	21.59/ .850	20.32/ .800
89801-020/020LF	2X10	68118-020	69831-020/020LF	29.86/1.176	24.13/ .950	22.86/ .900
89801-024/024LF	2X12	68118-024	69831-024/024LF	34.94/1.376	29.21/1.150	27.94/1.100
89801-026/026LF	2X13	68118-026	69831-026/026LF	37.48/1.476	31.75/1.250	30.48/1.200
89801-030/030LF	2X15	68118-030	69831-030/030LF	42.56/1.676	36.83/1.450	35.56/1.400
89801-034/034LF	2X17	68118-034	69831-034/034LF	47.64/1.876	41.91/1.650	40.64/1.600
89801-040/040LF	2X20	68118-040	69831-040/040LF	55.26/2.176	49.53/1.950	48.26/1.900
89801-050/050LF	2X25	68118-050	69831-050/050LF	67.96/2.676	62.23/2.450	60.96/2.400
89801-060/060LF	2X30	68118-060	69831-060/060LF	80.66/3.176	74.93/2.950	73.66/2.900
89801-064/064LF	2X32	68118-064	69831-064/064LF	85.74/3.376	80.01/3.150	78.74/3.100

NOTES:

1. SEE TABLE FOR THE DETAIL P/N;
2. THE P/N WITH "LF" SUFFIX IS LEAD FREE PART NUMBER;
3. THE PACKAGING FOR THE LEAD FREE P/N MEETS GS-14-920 SPECIFICATION;
4. FOR LEAD FREE P/N THE PRODUCT MEETS EUROPEAN UNION DIRECTIVES AND OTHER COUNTRY REGULATION AS DESCRIBED IN GS-22-008.
5. FOR LEAD FREE P/N, THE HOUSING WILL WITHSTAND EXPOSURE TO 260 DEGREE C FOR 10 SECONDS IN A WAVE SOLDER APPLICATION.

CUSTOMER COPY FOR REFERENCE ONLY

Surface ISO 1302 √	Tolerance ISO 406 ISO 1101		Material code
		Scale	Finish
			Product number 89801-0XX/0XXLF
		Date Dr 90 10 12 Chr 90 10 24	Name P. CLEMENT J.M.C.
		Appd 90 10 24	M.AE 90
			Title QUICKIE DIL PCB CONNECTOR KINKED SHORT LEGS
			Drawing number 89801
			Rev ltr F
			Sheet 213
			2 of 2
			Release N° F 00637

