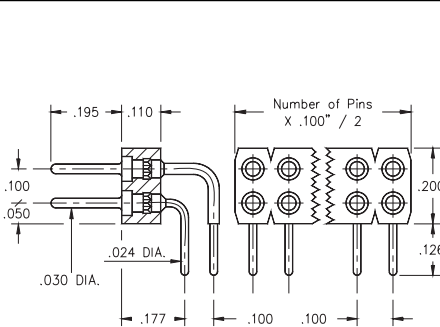



**Fig. 1**

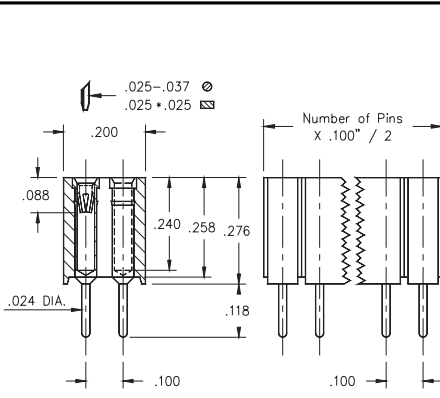
- Pin interconnects available with straight MM #7007 or right angle MM #5005/5107 solder tails. See page 173 for details.
- Sockets are available with straight MM #1304 or right angle MM #1305/1306 solder tails. See pages 146 & 147 for details.
- MM #1304, #1305 & #1306 receptacles use Hi-Rel, 6-finger BeCu #47 contacts rated at 4.5 amps. Receptacles accept .030" diameter and .025" square pins. See page 211 for details.
- Insulators are high temp. thermoplastic.



**Fig. 2**

**Ordering Information**

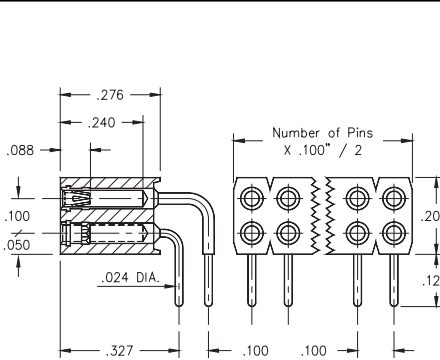
<b>Fig. 1</b>	<b>Series 802...10-001</b>	<b>Straight Pin Header</b>
	802-XX-0__-10-001000	Specify # of pins → 02-64
<b>Fig. 2</b>	<b>Series 802...20-001</b>	<b>Right Angle Pin Header</b>
	802-XX-0__-20-001000	Specify # of pins → 02-64



**Fig. 3**

XX= Plating Code See Below
For RoHS compliance select ◇ plating code.

SPECIFY PLATING CODE XX=	10◇	90	40◇	
Pin Plating	10μ" Au	200μ" Sn/Pb	200μ" Sn	



**Fig. 4**

<b>Fig. 3</b>	<b>Series 803...10-001</b>	<b>Straight Socket</b>
	803-XX-__-10-001000	Specify # of pins → 002-100
<b>Fig. 4</b>	<b>Series 803...20-001</b>	<b>Right Angle Socket</b>
	803-XX-__-20-001000	Specify # of pins → 002-100

XX= Plating Code See Below
For RoHS compliance select ◇ plating code.

SPECIFY PLATING CODE XX=		93	99	43◇	
Sleeve (Pin)		200μ" Sn/Pb	200μ" Sn/Pb	200μ" Sn	
Contact (Clip)		30μ" Au	200μ" Sn/Pb	30μ" Au	