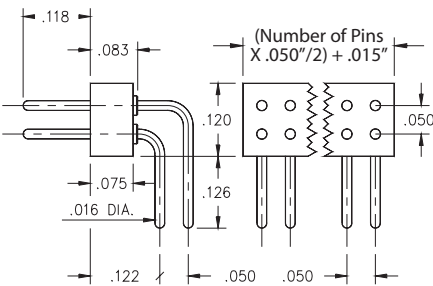

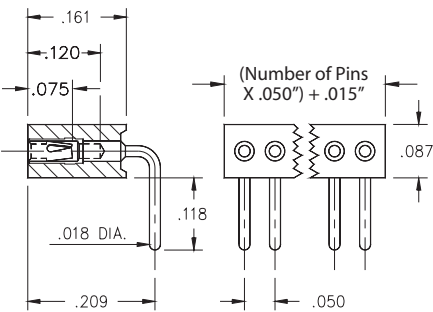


**Fig. 1**

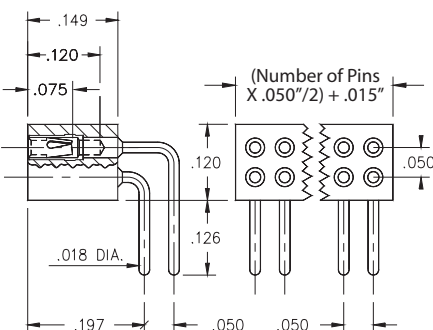
- Series 850 and 851 interconnects are available in single and double row form.
- 850 & 852 series Headers use MM #4006-1 and #4006-2 pins. See page 166 details.
- 851 & 853 series Sockets use MM #4890-1 and #4890-2 receptacles, that accept pin diameters from .015"-.021" See page 129 for details.
- Insulators are high temp. thermoplastic.



**Fig. 2**



**Fig. 3**



**Fig. 4**

**Ordering Information**

<b>Fig. 1</b>	<b>Single Row</b>	<b>Right Angle Pin Header</b>
	850-XX-0__-20-001000 Specify # of pins → 01-50	
<b>Fig. 2</b>	<b>Double Row</b>	<b>Right Angle Pin Header</b>
	852-XX-__-20-001000 Specify # of pins → 002-100	



**XX= Plating Code**  
**See Below**

For RoHS compliance  
select ◊ plating code.

SPECIFY PLATING CODE XX=	<b>10</b> ◊	<b>90</b>	<b>40</b> ◊	
Pin Plating	10μ" Au	200μ" Sn/Pb	200μ" Sn	

<b>Fig. 3</b>	<b>Single Row</b>	<b>Right Angle Socket</b>
	851-XX-0__-20-001000 Specify # of pins → 01-50	
<b>Fig. 4</b>	<b>Double Row</b>	<b>Right Angle Socket</b>
	853-XX-__-20-001000 Specify # of pins → 002-100	



**XX= Plating Code**  
**See Below**

For RoHS compliance  
select ◊ plating code.

SPECIFY PLATING CODE XX=		<b>93</b>	<b>99</b>	<b>43</b> ◊	
Sleeve (Pin)		200μ" Sn/Pb	200μ" Sn/Pb	200μ" Sn	
Contact (Clip)		30μ" Au	200μ" Sn/Pb	30μ" Au	