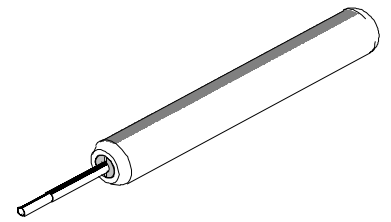




**Extractor Tool  
Instruction Sheet  
Order No. 11-03-0006  
(HT2038)**



**FEATURES**

- This Extractor Tool is for the removal of 2.36mm (.093") Diameter Series pin and socket male and female terminals in both plugs and receptacles.

**SCOPE**

Products: 2.36mm (.093") Diameter, Standard .093" Pin and Socket Crimp Terminals.

Terminal Series No.	Terminal Order No.						
1189	02-09-1101	02-09-3101	02-09-5100	39-00-0071	39-00-0281	39-00-0290	39-00-0294
	02-09-1102	02-09-3102	02-09-5102	39-00-0072	39-00-0282	39-00-0291	39-00-0295
	02-09-1103	02-09-3103	02-09-5106	39-00-0135	39-00-0288	39-00-0292	50-29-1617
	02-09-1104	02-09-3104	02-09-5111	39-00-0136	39-00-0289	39-00-0293	
1190	02-09-2101	02-09-4101	02-09-6100	02-09-6110	39-00-0296	3900-0299	
	02-09-2101	02-09-4101	02-09-6101	39-00-0105	39-00-0297	3900-0300	
	02-09-2103	02-09-4104	02-09-6106	39-00-0106	39-00-0298	3900-0301	
1376	02-09-2131	02-09-2133	02-09-4102	02-09-6132	02-09-6134	02-09-6140	50-34-8509
	02-09-2132	02-09-2134	02-09-4103	02-09-6133	02-09-6138	50-34-8508	
1377	02-09-1131	02-09-1133	02-09-1134	02-09-5132	02-09-5134	50-34-8510	50-34-8511
1380	02-09-2116	02-09-2119	02-09-6123	39-00-0283	39-00-0304	40-01-1138	
	02-09-2117	02-09-2127	02-09-6125	39-00-0302	39-00-0305	40-01-1139	
	02-09-2118	02-09-6122	02-09-6126	39-00-0303	39-00-0306		
1381	02-09-1115	02-09-1119	02-09-5133	39-00-0285	39-00-0310	39-00-0314	
	02-09-1116	02-09-1129	02-09-5142	39-00-0307	39-00-0311	40-01-1191	
	02-09-1117	02-09-1130	02-09-5143	39-00-0308	39-00-0312	40-01-1192	
	02-09-1118	02-09-5130	39-00-0284	39-00-0309	39-00-0313		
1433	02-09-1141	02-09-1144	39-00-0315	39-00-0318	39-00-0321	98-00-0230	
	02-09-1142	02-09-5146	39-00-0316	39-00-0319	39-00-0322		
	02-09-1143	02-09-5147	39-00-0317	39-00-0320	98-00-0228		
1434	02-09-2141	02-09-2149	02-09-6145	39-00-0324	39-00-0326	98-00-0249	
	02-09-2143	02-09-6144	39-00-0323	39-00-0325	40-01-1107	98-00-0250	
1973	02-09-8103	02-09-8104	02-09-8107	02-09-8108	02-09-8109		
2151	02-09-1201	02-09-1202	02-09-1203	02-09-1204	02-09-5202	02-09-5203	
2152	02-09-2201	02-09-2202	02-09-3202	02-09-6202	02-09-6203		
2269	02-09-1105	02-09-1106					
2273	02-09-1122	02-09-1123	02-09-1135	02-09-1140			
2605	02-09-1145	02-09-1146	39-00-0382	39-00-0383	39-00-0384		
2606	02-09-8113	02-09-8114	02-09-8116	39-00-0385	39-00-0386		
2870	02-09-2136	02-09-2137	02-09-2138				
2871	02-09-1136	02-09-1137	02-09-1138	02-09-1139			
4272	02-09-1149	02-09-1151					
4549	02-09-2166	02-09-2167	02-09-3203				
4550	02-09-1205	02-09-1206	02-09-5169	02-09-5170			
6271	02-09-1208	02-09-1212	02-09-5207	02-09-5208			
6310	02-09-1209	02-09-1211	02-09-5205	02-09-5206			

Terminal Series No.	Terminal Order No.						
7238	02-09-1111	02-09-1112					
7239	02-09-2111	02-09-2112	02-09-2153	02-09-2154			
8058	02-09-1148	02-09-1158	02-09-5114	02-09-5115	02-09-5116		
41483	02-09-1153	02-09-1154	02-09-1155	02-09-1156			
42477	02-09-1615	02-09-1616					
42478	02-09-2611	02-09-2612	02-09-2613				

**OPERATION:**

**CAUTION:** This extractor tool should be used to extract the terminal only. Using it for unintended purposes may cause injury or damage to parts. Be careful not to deform the end of the terminal.

1. The Extractor Tool must be **In Line** with the terminal as shown. Push terminal forward in arrow direction before using the Extractor Tool, (See Figure 1).

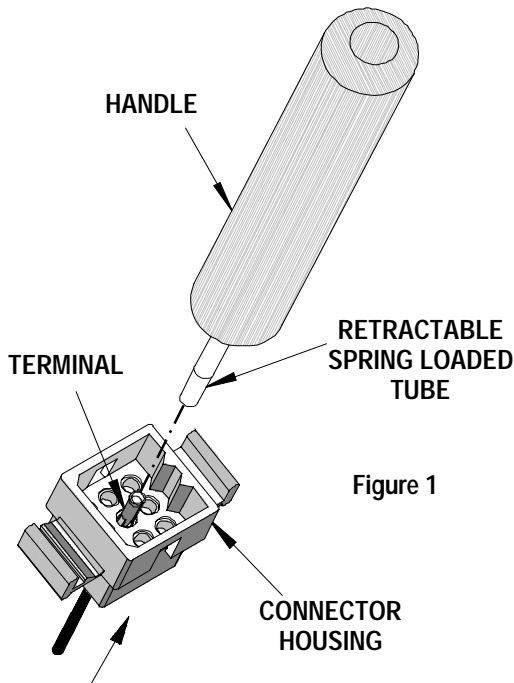


Figure 1

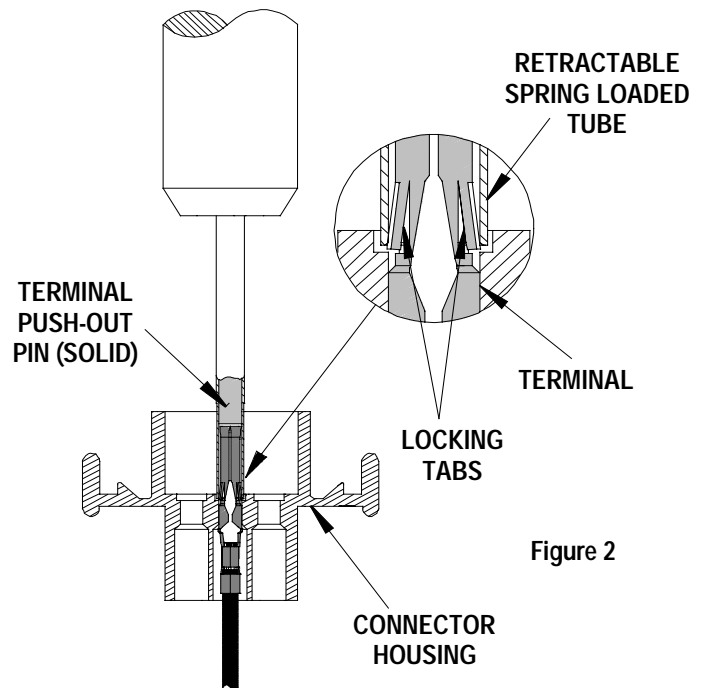
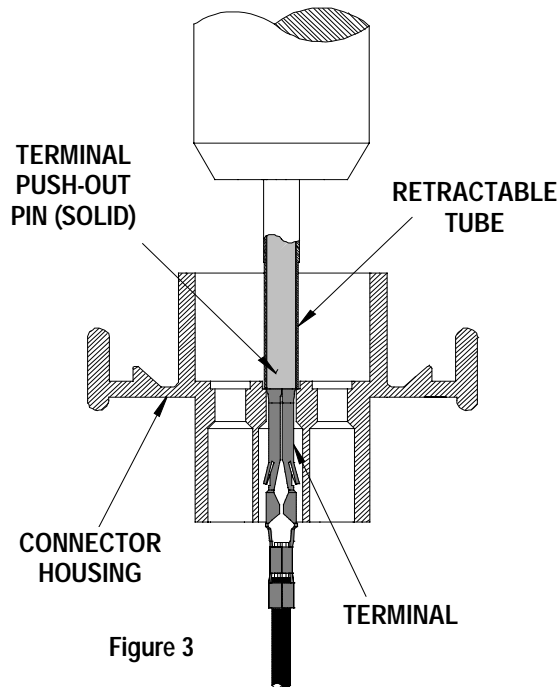


Figure 2

2. The Retractable Spring Loaded Tube must depress the Locking Tabs on the terminal before it contacts the Terminal Push out pin. Rotate Extractor Tool while following above instructions, (See Figure 2).



3. The terminal push-out pin (solid) pushes the terminal back through the connector hole as the retractable tube recedes into the handle. Always re-spread the locking tabs when reinserting the same terminal.
4. Molex does not offer repair parts for Extractor Tools due to the inexpensive nature of these tools.

**Americas Headquarters**  
Lisle, Illinois 60532 U.S.A.  
1-800-78MOLEX  
amerinfo@molex.com

**Far East North Headquarters**  
Yamato, Kanagawa, Japan  
81-462-65-2324  
feninfo@molex.com

**Far East South Headquarters**  
Jurong, Singapore  
65-6-268-6868  
fesinfo@molex.com

**European Headquarters**  
Munich, Germany  
49-89-413092-0  
eurinfo@molex.com

**Corporate Headquarters**  
2222 Wellington Ct.  
Lisle, IL 60532 U.S.A.  
630-969-4550  
Fax: 630-969-1352

Visit our Web site at <http://www.molex.com>