

Feed-through terminals / PE terminals with screw connection technology (clamping yoke)


WDU 4/ZZ

WDU 4/ZR

WPE 4/ZZ

WPE 4/ZR

NEW



The new branch WDU 4/ZZ and WDU 4/ZR terminals provide users with the ability to simplify distribution of signals or power. Further distribution can be accomplished using pluggable cross-connection jumpers to adjacent terminals.

- Snap-on PE foot for quick positive ground connection to TS 35 DIN-rail
- 3 or 4 standard clamping yokes for wiring convenience up to 10 AWG wire
- Time-saving distribution of electrical power with the pluggable jumper system (ZQV)
- Large marking area to accommodate standard terminal markers
- Unbeatable safety thanks to Weidmuller's own insulating material Wemid (UL94-V0 / 120°C)

United States

Weidmuller
821 Southlake Blvd.
Richmond, Virginia 23236
Telephone: (800) 849-9343
Facsimile: (804) 379-2593
Email: info@weidmuller.com
Website: www.weidmuller.com

Canada

Weidmuller, Canada
10 Spy Court
Markham, Ontario L3R 5H6
Telephone: (800) 268-4080
Facsimile: (905) 475-2798
Email: info1@weidmuller.ca
Website: www.weidmuller.ca

Mexico


Weidmuller, Mexico
Ave. Ingenieros Civiles 204-B
Conjunto Industrial Chachapa
Chachapa Amozoc, Puebla
72990, Mexico
Telephone: 01 222 2866246/47/48
Facsimile: 01 222 2866242

Feed-through terminals / PE terminals

Feed-through terminal

WDU 4/ZZ

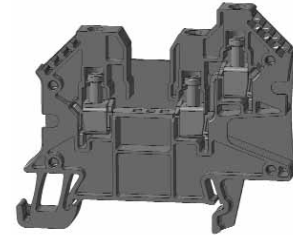
Twin yoke (2 x right & 2 x left)



4 mm²

WDU 4/ZR

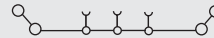
Yoke right (2 x right & 1 x left)



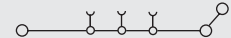
4 mm²

Width/Length/Height with TS35x7.5 mm
 Max. current / max. cond. cross-section A/mm²
 Max. clamping range mm²

6.1 x 68 x 53.5
32 / 6
0.05 ... 6



6.1 x 62 x 53.5
32 / 6
0.05 ... 6



Technical data

Rated data	
Rated voltage / to adjoining terminal	V
Rated current / to adjoining terminal	A
Rated cross-section	AWG
Rated impulse voltage / Pollution severity	kV/-
Plug gauge IEC 60-947-1 / flammability class acc. UL94	
Approvals	

IEC 60947-7-1 / VDE 0100-537

IEC	UL	CSA	EN 50019
500	600	600	
32	30	30	
4 mm ²	30...10	30...10	
6 / 3			
A3 / V-0			



Rated connection

0.2 ... 6
 0.2 ... 4
 0.6 ... 1 (M3)
 10 / 0.6 x 3.5

IEC 60947-7-1 / VDE 0100-537

IEC	UL	CSA	EN 50019
500	600	600	
32	30	30	
4 mm ²	30...10	30...10	
6 / 3			
A3 / V-0			



Rated connection

0.2 ... 6
 0.2 ... 4
 0.6 ... 1 (M3)
 10 / 0.6 x 3.5

Clampable conductors (H05V/H07V)

Solid / stranded	mm ²
Flexible / flexible w. wire end ferrule	mm ²
Tightening torque range (clamping screw)	Nm
Stripping length / blade size	mm / -

2 clampable conductors of equal cross-section

Solid / stranded	mm ²
Flexible / flexible w. wire end ferrule	mm ²

Information

Ordering data


Version	
	dark beige Wemid
	green/yellow Wemid

Type	Qty.	Part No.
WDU 4/ZZ	100	190506000

Type	Qty.	Part No.
WDU 4/ZR	100	1905140000

Information

Accessories

Cross-connection, pluggable	
	2-pole
	3-pole
	4-pole
	10-pole
	20-pole

(ZQV 4N/4)

Type	Current [A]	Qty.	Part No.
ZQV 4N/2 GE	32	60	1758250000
ZQV 4N/3 GE	32	60	1762630000
ZQV 4N/4 GE	32	60	1762520000
ZQV 4N/10 GE	32	20	1758260000
ZQV 4N/20 GE	32	20	1909020000

Type	Current [A]	Qty.	Part No.
ZQV 4N/2 GE	32	60	1758250000
ZQV 4N/3 GE	32	60	1762630000
ZQV 4N/4 GE	32	60	1762520000
ZQV 4N/10 GE	32	20	1758260000
ZQV 4N/20 GE	32	20	1909020000

End plate / partition	
	dark beige Wemid

Width [mm]	
WAP WDU/WTR 4 ZZ	1.5 50 1905150000

Width [mm]	
WAP WDU/WTR 4 ZR	1.5 50 1905070000

End bracket	
	dark beige

Width [mm]	
WEW-35/2	8 100 1061200000

Width [mm]	
WEW-35/2	8 100 1061200000

Screwdriver	
	Standard version

SD 0.6X3.5X100	10 9008330000
----------------	---------------

SD 0.6X3.5X100	10 9008330000
----------------	---------------

Marking systems	
	Tags

WS 12/5 / DEK 5	
-----------------	--


WS 12/5 / DEK 5	
-----------------	--

Feed-through terminals / PE terminals

PE terminals

WPE 4/ZZ

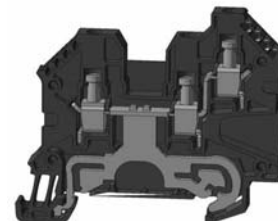
Twin yoke (2 x right & 2 x left)



4 mm²

WPE 4/ZR

Twin yoke (2 x right & 1 x left)



4 mm²

Width/Length/Height with TS35x7.5	mm
Max. current / max. cond. cross-section	A/mm ²
Max. clamping range	mm ²

6.1 x 68 x 53.5	
30 / 6	
0.05 ... 6	

6.1 x 62 x 53.5	
30 / 6	
0.05 ... 6	

Technical data

Rated data	
Rated voltage / to adjoining terminal	V
Rated current / to adjoining terminal	A
Rated cross-section	AWG
Rated impulse voltage / Pollution severity	kV/-
Plug gauge IEC 60-947-1 / flammability class acc. UL94	
Approvals	

IEC 60947-7-1 / VDE 0100-537

IEC	UL	CSA	EN 50019
500	300		
4 mm ²	30...10	30...10	
	6 / 3		
	A3 / V-0		

IEC 60947-7-1 / VDE 0100-537

IEC	UL	CSA	EN 50019
500	300		
4 mm ²	30...10	30...10	
	6 / 3		
	A3 / V-0		

Clampable conductors (H05V/H07V)

Solid / stranded	mm ²
Flexible / flexible w. wire end ferrule	mm ²
Tightening torque range (clamping screw)	Nm
Stripping length / blade size	mm / -

Rated connection

0.2 ... 6
0.2 ... 4
0.6 ... 1 (M 3)
10 / 0.6 x 3.5

Rated connection

0.2 ... 6
0.2 ... 4
0.6 ... 1 (M 3)
10 / 0.6 x 3.5

2 clampable conductors of equal cross-section

Solid / stranded	mm ²
Flexible / flexible w. wire end ferrule	mm ²

0.2 ... 2.5
0.2 ... 2.5 / 0.2 ... 1.5

0.2 ... 2.5
0.2 ... 2.5 / 0.2 ... 1.5

Information

Ordering data

Version	Color
	dark beige Wemid
	green/yellow Wemid

Type	Qty.	Part No.
WPE 4/ZZ	100	1905130000

Type	Qty.	Part No.
WPE 4/ZR	100	1905120000

Information

Accessories

Cross-connection, pluggable	Qty.	Part No.
2-pole		
3-pole		
4-pole		
10-pole		
20-pole		

Type	Current [A]	Qty.	Part No.

Type	Current [A]	Qty.	Part No.

End plate / partition	Width [mm]	Qty.	Part No.
dark beige Wemid	1.5	50	1905150000

End plate / partition	Width [mm]	Qty.	Part No.
dark beige	1.5	50	1905150000

End plate / partition	Width [mm]	Qty.	Part No.
dark beige	1.5	50	1905150000

End bracket	Width [mm]	Qty.	Part No.
dark beige	8	100	1061200000

End bracket	Width [mm]	Qty.	Part No.
dark beige	8	100	1061200000

End bracket	Width [mm]	Qty.	Part No.
dark beige	8	100	1061200000

Screwdriver	Qty.	Part No.
Standard version	10	9008330000

Screwdriver	Qty.	Part No.
Standard version	10	9008330000

Screwdriver	Qty.	Part No.
Standard version	10	9008330000



Marking systems	Qty.	Part No.
Tags		

Marking systems	Qty.	Part No.
WS 12/5 / DEK 5		

Marking systems	Qty.	Part No.
WS 12/5 / DEK 5		

