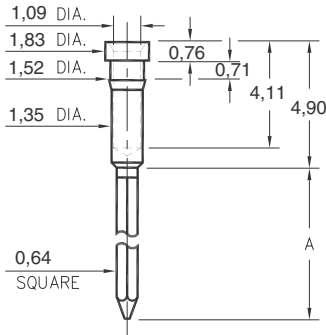


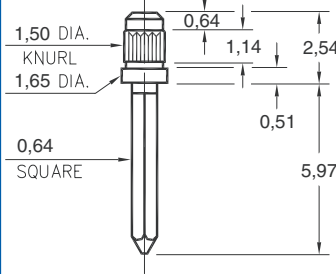
1030 ⇒ 1032



Basic Part Number	# of Wraps	Wrap Length A
1032-1	1	6,60
1031-2	2	9,14
1030-3	3	12,7

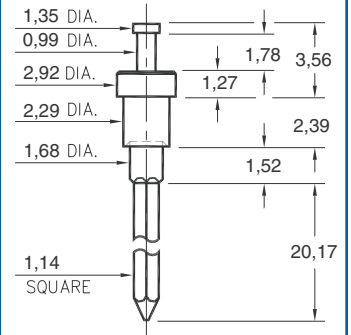
103X-X-05-XX-00-00-01-0
Press-fit in 1,45 mounting hole

1216



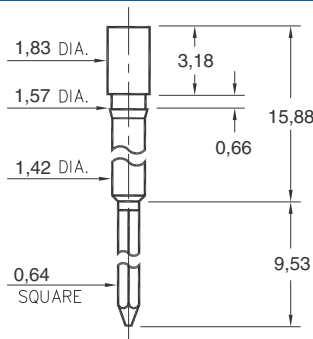
1216-0-05-XX-00-00-01-0
Press-fit in 1,42 mounting hole

1095



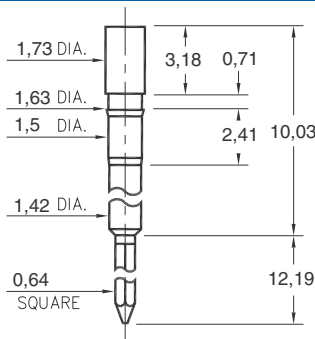
1095-0-05-XX-00-00-01-0
Swage mount in 2,39 hole
For 1,57 thick board

1214



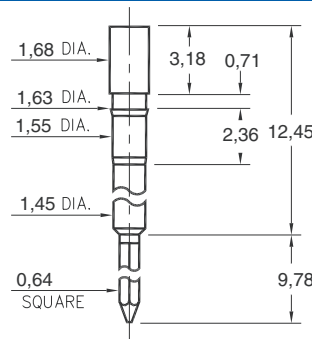
1214-0-05-XX-00-00-01-0
Press-fit in 1,50 mounting hole

1212



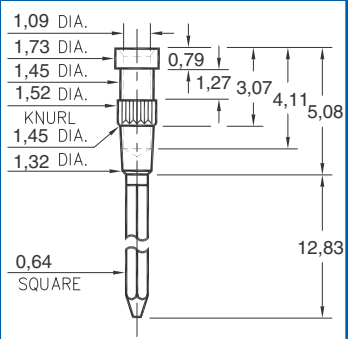
1212-0-05-XX-00-00-01-0
Press-fit in 1,55 mounting hole

1213



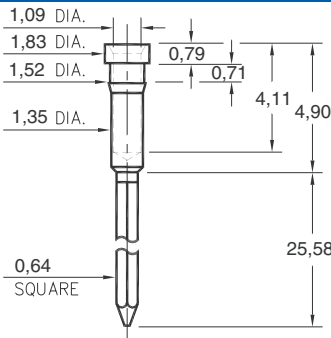
1213-0-05-XX-00-00-01-0
Press-fit in 1,55 mounting hole

0318



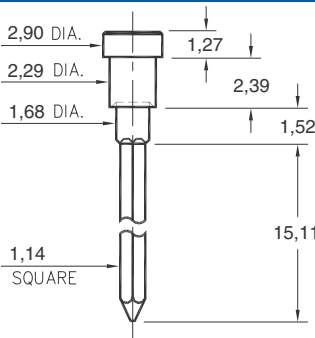
0318-3-05-XX-00-00-01-0
Press-fit in 1,45 mounting hole

1302



1302-0-05-XX-00-00-01-0
Press-fit in 1,45 mounting hole

1097



1097-0-05-XX-00-00-01-0
Swage mount in 2,39 hole
for 1,57 thick board

SPECIFICATIONS

PIN MATERIAL:
Brass Alloy 360, 1/2 Hard
(Except Swage pins which
are annealed)

**PART MANUFACTURED IN
INCHES, METRIC FOR REF ONLY**

TOLERANCES ON:
LENGTHS: ± 0,13
DIAMETERS: ± 0,05
ANGLES: ± 2°

ORDER CODE: XXXX - X - 05 - XX - 00 - 00 - 01 - 0

BASIC PART #

SPECIFY PIN FINISH:

- 01 5,08 μm TIN/LEAD OVER NICKEL
- 80 5,08 μm TIN OVER NICKEL
- 15 0,25 μm GOLD OVER NICKEL
- 21 0,51 μm GOLD OVER NICKEL

