

Shock-Safe Fuseholder, 5 x 20 mm, Slot/Fingergrip, Snap Stepless, 0.75 - 3.0 mm



Fingergrip



Variant 2

250 VAC · 4 W/10 A (VDE) · 10 A (UL/CSA)

**Description**

- Panel Thickness 0.75 - 3.0 mm, Snap stepless


**Standards**

- IEC 60127-6
- UL 512
- CSA C22.2 no. 39

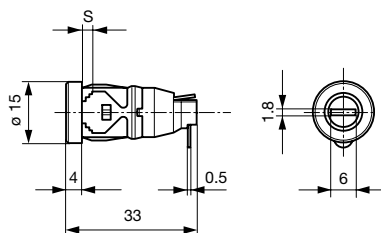
**Approvals**

- VDE License Number: 131952 UG
- UL File Number: E39328

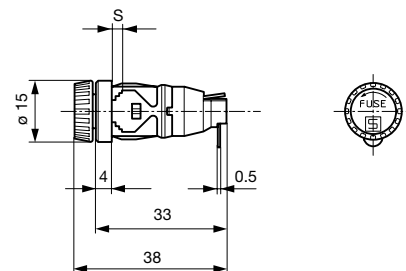
**References**[General Product Information](#)**Weblinks**
[Approvals](#), [RoHS](#), [CHINA-RoHS](#), [e-Store](#), [SCHURTER-Stock-Check](#), [Distributor-Stock-Check](#)
**Technical Data**

Shocksafe Category	PC2
Fuse-Link	5 x 20 mm
Mounting	Panel Mount, Front-Side
Fastening	Snap-in
Terminal	Solder or Quick-Connect 2.8 x 0.5 mm
Rated Voltage	250 VAC
Rated Current	10 A (VDE), 10 A (UL/CSA)
Rated Power Acceptance IEC	4 W / 10 A @ Ta 23 °C
Degree of Protection	IP 40
Admissible Ambient Air Temp.	-40 °C to 85 °C
Climatic Category	40/085/21 acc. to IEC 60068-1
Material: Socket	Thermoset, black, UL 94V-0
Material: Cap	Thermoplastic, black, UL 94V-0
Material: Terminals	Tin-Plated Copper Alloy
Unit Weight (Socket/Cap)	6.35 g
Storage Conditions	0 °C to 60 °C, max. 70% r.h.
Product Marking	 Type, Voltage Rating, Current Rating, Approvals

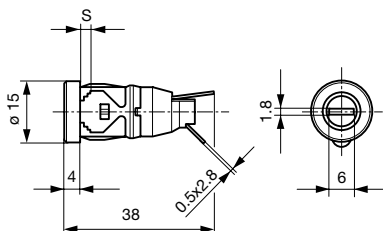
Soldering Methods	Iron
Solderability	350 °C / 2 sec acc. to IEC 60068-2-20, Test Ta, method 2
Resistance to Soldering Heat	350 °C / 10 sec acc. to IEC 60068-2-20, Test Tb, method 2
Contact Resistance	< 5 mΩ at 20 mV
Dielectric Strength	> 3 kV between L-N > 4 kV between L/N-PE (50 Hz; 1 min)
Impulse Withstand Voltage	> 4 kV between L-N > 6 kV between L/N-PE
Insulation Resistance	> 10 MΩ between L-N > 100 MΩ between L/N-PE (500 VDC; 1 min)
Overvoltage Category	I - III acc. to IEC 60664-1
Pollution Degree	1 - 3 acc. to IEC 60664-1
Panel Thickness s	0.75 - 3.0 mm

**Dimensions**Length  33 mm

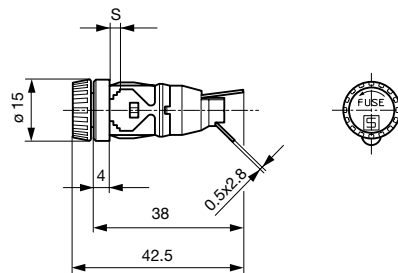
Variant 0031.1091 and 0031.1095  
s = Panel thickness (see variants)



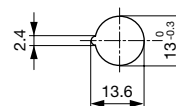
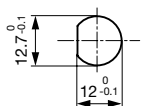
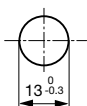
Variant Fingergrip 0031.1901 and 0031.1902  
s = Panel thickness (see variants)



Variant 2 0031.1161 and 0031.1165  
s = Panel thickness (see variants)



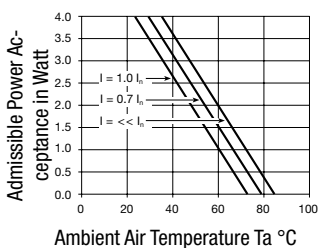
Variant 2 Fingergrasp 0031.1913 and 0031.1914  
s = Panel thickness (see variants)



Mounting holes 0031.1161, 0031.1165, 0031.1913 and 0031.1914

Mounting holes 0031.1091, 0031.1095, 0031.1901 and 0031.1902

## Derating Curves for Fuseholders



## Variants

Distributor-Stock-Check | SCHURTER-Stock-Check | e-Store

Holder	Cap	Panel Thickness s [mm]	Terminal	Degree of Protection	Order Number
●	Slot Knob	0.75 - 1.5	Solder	IP 40	0031.1091
●	Slot Knob	1.8 - 3.0	Solder	IP 40	0031.1095
●	Fingergrasp	0.75 - 1.5	Solder	IP 40	0031.1901
●	Fingergrasp	1.8 - 3.0	Solder	IP 40	0031.1902
●	Slot Knob	0.75 - 1.5	Solder	IP 40	0031.1161
●	Slot Knob	1.8 - 3.0	Solder	IP 40	0031.1165
●	Fingergrasp	0.75 - 1.5	Solder	IP 40	0031.1913
●	Fingergrasp	1.8 - 3.0	Solder	IP 40	0031.1914

Quick-Connect Terminals on Request

**Packaging Unit** Bulk (100 pcs.)