

Shock-Safe Fuseholder, 5 x 20 mm, Slot/Fingergrip, IP 40 / IP 54



Fingergrip



Variant 2

250 VAC · 4 W/10 A (VDE) · 10 A (UL/CSA)

**Standards**

- IEC 60127-6
- UL 512
- CSA C22.2 no. 39

**Approvals**

- VDE License Number: 131952 UG
- UL File Number: E39328


**References**

General Product Information


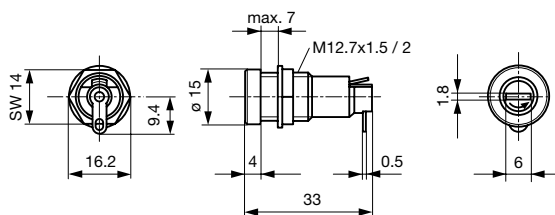
**Weblinks**

Approvals, RoHS, CHINA-RoHS, e-Store, SCHURTER-Stock-Check, Distributor-Stock-Check

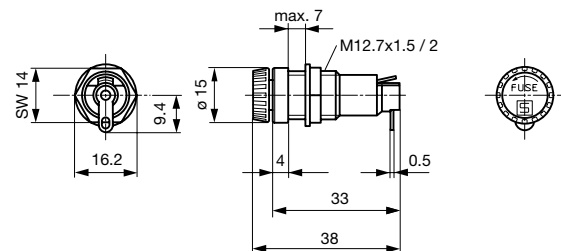
**Technical Data**

Shocksafe Category	PC2
Fuse-Link	5 x 20 mm
Mounting	Panel Mount, Front-Side
Fastening	Fixing Nut
Terminal	Solder or Quick-Connect 2.8 x 0.5 mm
Rated Voltage	250VAC
Rated Current	10A (VDE), 10A (UL/CSA)
Rated Power Acceptance IEC	4W / 10A @ Ta 23°C
	Admissible power acceptance at higher ambient temperature see derating curves
Degree of Protection	IP 40 / IP 54
Protection Class	Suitable for appliances with protection class I or II acc. to IEC 61140
Admissible Ambient Air Temp.	-40°C to 85°C
Climatic Category	40/085/21 acc. to IEC 60068-1
Material: Socket	Thermoset, black, UL 94V-0
Material: Cap	Thermoplastic, black, UL 94V-0
Material: Terminals	Tin-Plated Copper Alloy
Unit Weight (Socket/Cap)	5.95 g
Storage Conditions	0°C to 60°C, max. 70% r.h.
Product Marking	 Type, Voltage Rating, Approvals

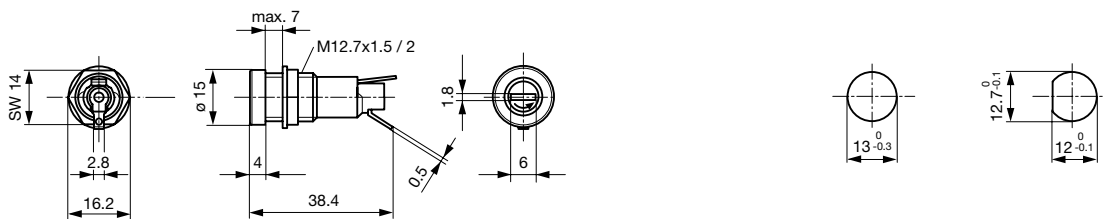
Soldering Methods	Iron
Solderability	350°C / 2 sec acc. to IEC 60068-2-20, Test Ta, method 2
Resistance to Soldering Heat	350°C / 10 sec acc. to IEC 60068-2-20, Test Tb, method 2
Contact Resistance	< 5 mΩ at 20 mV
Dielectric Strength	> 3kV between L-N > 4kV between L/N-PE (50Hz; 1 min)
Impulse Withstand Voltage	> 4kV between L-N > 6kV between L/N-PE
Insulation Resistance	> 10 MΩ between L-N > 100 MΩ between L/N-PE (500VDC; 1 min)
Overvoltage Category	I - III acc. to IEC 60664-1
Pollution Degree	1 - 3 acc. to IEC 60664-1
Admissible Torque on Fixing Nut	max 1.2 Nm
Panel Thickness s	max 7 mm

**Dimensions**Length  38.4 mm

Variant 0031.1081



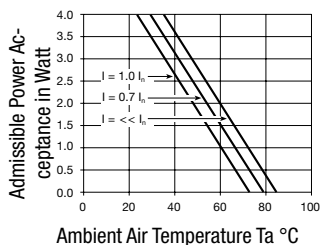
Variant Fingergrip 0031.1907



Variant 2 0031.1185

Mounting holes

### Derating Curves for Fuseholders



### Variants

[Distributor-Stock-Check](#) | [SCHURTER-Stock-Check](#) | [e-Store](#)

Holder	Cap	Terminal	Degree of Protection	Order Number
●	Slot Knob	Solder	IP 40	0031.1081
●	Fingergrip	Solder	IP 40	0031.1907
●	Slot Knob	Solder	IP 54	0031.1185

Quick-Connect Terminals on Request

**Packaging Unit** Bulk (100 pcs.)