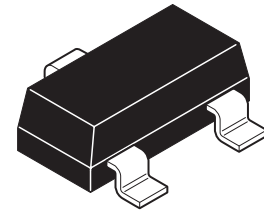


ZXTP2039F

SOT23 80 volt PNP silicon planar medium power transistor

Summary

$V_{(BR)CEV} > -80V$
 $V_{(BR)CEO} > -60V$
 $I_{c(cont)} = -1A$
 $V_{ce(sat)} < -600mV @ -1A$



Complementary type

ZXTN2038F

Description

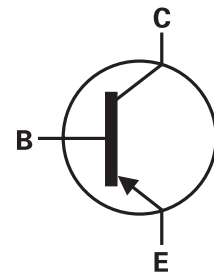
This transistor combines high gain, high current operation and low saturation voltage making it ideal for power MOSFET gate driving and low loss power switching.

Features

- Low saturation voltage for reduced power dissipation
- 1 to 2 amp high current capability
- Pb-free
- SOT23 package

Applications

- Power MOSFET gate driving
- Low loss power switching



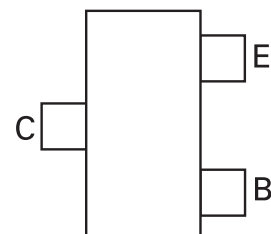
Ordering information

Device	Reel size	Tape width	Quantity per reel
ZXTP2039FTA	7"	8mm	3,000
ZXTP2039FTC	13"	8mm	10,000

Device marking

P39

Pin out - top view



ZXTP2039F

Absolute maximum ratings

Parameter	Symbol	Limit	Unit
Collector-base voltage	V_{CBO}	-80	V
Collector-emitter voltage	V_{CEV}	-80	V
Collector-emitter voltage	V_{CEO}	-60	V
Emitter-base voltage	V_{EBO}	-5.0	V
Peak pulse current	I_{CM}	-2	A
Continuous collector current *	I_C	-1	A
Peak base current	I_{BM}	-1	A
Power dissipation @ $T_A=25^\circ\text{C}$ *	P_D	350	mW
Operating and storage temperature	$T_j; T_{stg}$	-55 to +150	$^\circ\text{C}$

NOTES:

* For a device surface mounted on a 15mm x 15mm FR4 PCB with high coverage of single sided 1oz copper, in still air conditions.

ZXTP2039F

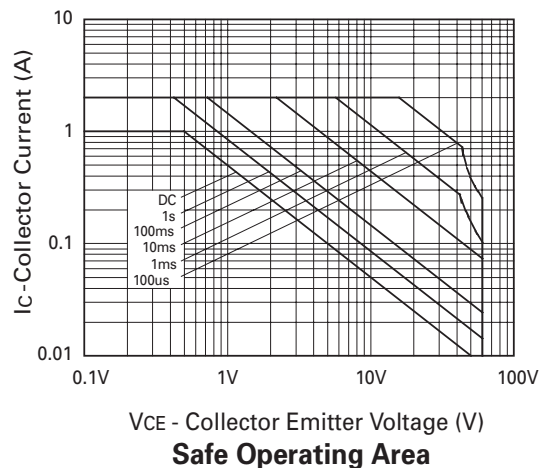
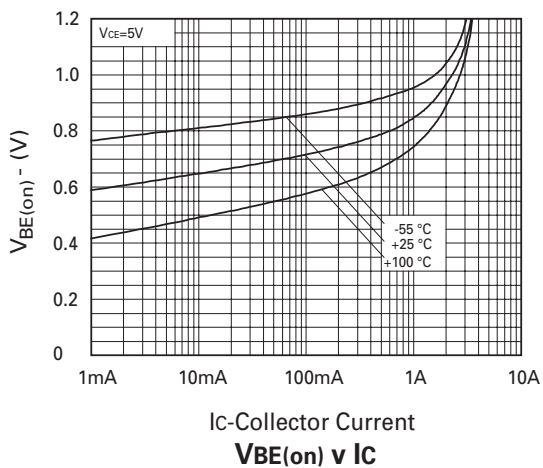
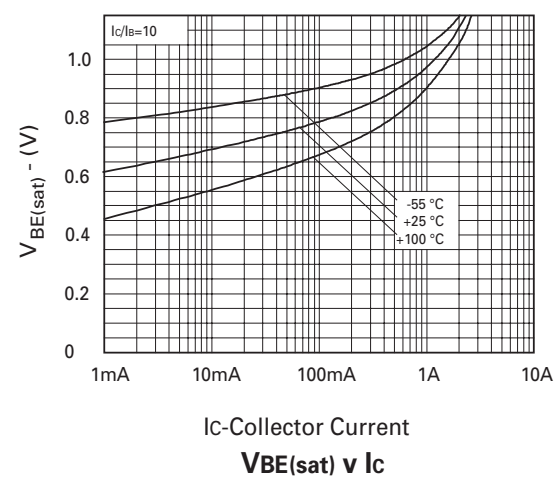
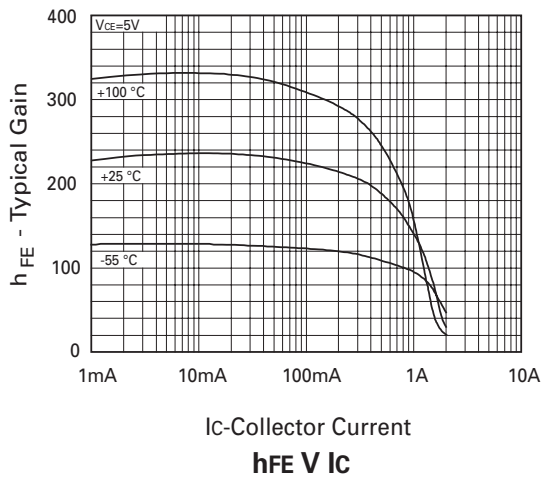
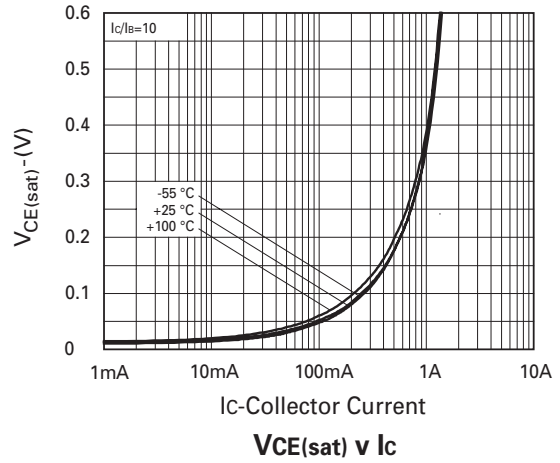
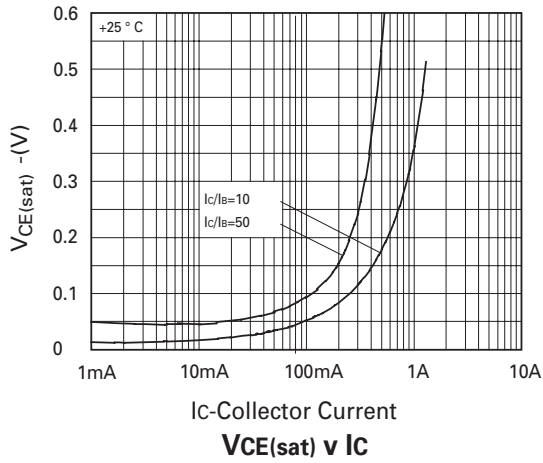
Electrical characteristics (@T_{AMB} = 25°C)

Parameter	Symbol	Min.	Max.	Unit	Conditions
Collector-base breakdown voltage	V _{(BR)CBO}	-80		V	I _C = -100μA
Collector-emitter breakdown voltage	V _{(BR)CEV}	-80		V	I _C = -1μA -0.3V < V _{BE} < 1V
Collector-emitter breakdown voltage	V _{(BR)CEO}	-60		V	I _C = -10mA *
Emitter-base breakdown voltage	V _{(BR)EBO}	-5		V	I _E = -100μA
Collector-emitter cut-off current	I _{CES}		-100	nA	V _{CE} = -60V
Collector-base cut-off current	I _{CBO}		-100	nA	V _{CB} = -60V
Emitter-base cut-off current	I _{EBO}		-100	nA	V _{EB} = -4V
Static forward current transfer ratio	h _{FE}	100 100 80 15	300		I _C = -1mA, V _{CE} = -5V I _C = -500mA, V _{CE} = -5V* I _C = -1A, V _{CE} = -5V* I _C = -2A, V _{CE} = -5V*
Collector-emitter saturation voltage	V _{CE(sat)}		-0.2 -0.3 -0.6	V V V	I _C = -100mA, I _B = -2mA* I _C = -500mA, I _B = -50mA* I _C = -1A, I _B = -100mA*
Base-emitter saturation voltage	V _{BE(sat)}		-1.2	V	I _C = -1A, I _B = -100mA*
Base-emitter turn-on voltage	V _{BE(on)}		-1.0	V	I _C = -1A, V _{CE} = -5V*
Transition frequency	f _T	150			I _C = -50mA, V _{CE} = -10V f = 100MHz
Output capacitance	C _{obo}		10	pF	V _{CB} = -10V, f = 1MHz

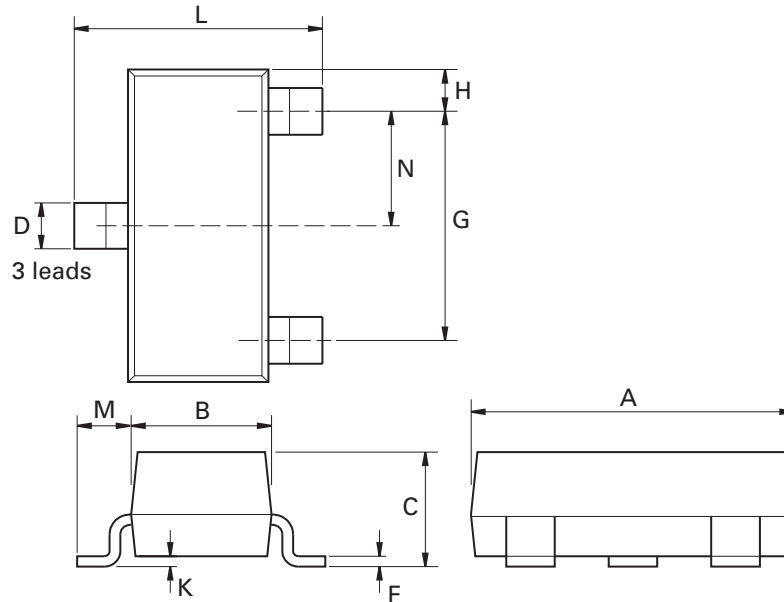
NOTES:

* Measured under pulsed conditions. Pulse width = 300μS. Duty cycle ≤ 2%
Spice parameter data is available upon request for this device

Typical characteristics



Packaging details - SOT23



Package dimensions

Dimensions in inches are control dimensions, dimensions in millimeters are approximate.

Dim.	Millimeters		Inches		Dim.	Millimeters		Inches	
	Min.	Max.	Min.	Max.		Min.	Max.	Max.	Max.
A	2.67	3.05	0.105	0.120	H	0.33	0.51	0.013	0.020
B	1.20	1.40	0.047	0.055	K	0.01	0.10	0.0004	0.004
C	-	1.10	-	0.043	L	2.10	2.50	0.083	0.0985
D	0.37	0.53	0.015	0.021	M	0.45	0.64	0.018	0.025
F	0.085	0.15	0.0034	0.0059	N	0.95 Nom.		0.0375 Nom.	
G	1.90 Nom.		0.075 Nom.		-	-	-	-	-

Europe

Zetex GmbH
Streitfeldstraße 19
D-81673 München
Germany

Telefon: (49) 89 45 49 49 0
Fax: (49) 89 45 49 49 49
europe.sales@zetex.com

Americas

Zetex Inc
700 Veterans Memorial Highway
Hauppauge, NY 11788
USA

Telephone: (1) 631 360 2222
Fax: (1) 631 360 8222
usa.sales@zetex.com

Asia Pacific

Zetex (Asia Ltd)
3701-04 Metroplaza Tower 1
Hing Fong Road, Kwai Fong
Hong Kong

Telephone: (852) 26100 611
Fax: (852) 24250 494
asia.sales@zetex.com

Corporate Headquarters

Zetex Semiconductors plc
Zetex Technology Park, Chadderton
Oldham, OL9 9LL
United Kingdom

Telephone (44) 161 622 4444
Fax: (44) 161 622 4446
hq@zetex.com

These offices are supported by agents and distributors in major countries world-wide.

This publication is issued to provide outline information only which (unless agreed by the company in writing) may not be used, applied or reproduced for any purpose or form part of any order or contact or be regarded as a representation relating to the products or services concerned. The company reserves the right to alter without notice the specification, design, price or conditions of supply of any product or service.