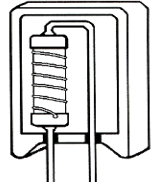


VM/MVM/LVM/WVM Series — Ceramic Housed Vertical Mount

Features

- Flameproof inorganic construction
- High temperature potting compound
- VM - Wirewound on fiberglass element
- MVM - Metal oxide element for higher values
- LVM - Low resistance wire or ribbon element
- WVM - Precision wirewound element



Electrical Specifications

Type	Power Rating (Watts) @ 70°C	Ohmic Range and Tolerance			
		.5%	1%	5%	10%
VM2	2W			0.1Ω – 100Ω	0.1Ω – 100Ω
VM3	3W			0.1Ω – 125Ω	0.1Ω – 125Ω
VM5	5W			0.1Ω – 150Ω	0.1Ω – 150Ω
VM7	7W			0.2Ω – 300Ω	0.2Ω – 300Ω
VM10	10W			0.2Ω – 300Ω	0.2Ω – 300Ω
MVM3	3W			1Ω – 1M	1Ω – 1M
MVM5	5W			1Ω – 1M	1Ω – 1M
MVM7	7W			1Ω – 1M	1Ω – 1M
MVM10	10W			1Ω – 1M	1Ω – 1M
LVM2	2W		0.01Ω – 0.1Ω	0.01Ω – 0.1Ω	0.01Ω – 0.1Ω
LVM3	3W		0.01Ω – 0.1Ω	0.01Ω – 0.1Ω	0.01Ω – 0.1Ω
LVM5	5W		0.01Ω – 0.1Ω	0.01Ω – 0.1Ω	0.01Ω – 0.1Ω
LVM7	7W		0.02Ω – 0.15Ω	0.02Ω – 0.15Ω	0.02Ω – 0.15Ω
LVM10	10W		0.02Ω – 0.15Ω	0.02Ω – 0.15Ω	0.02Ω – 0.15Ω
WVM2	2W	0.1Ω – 2K	0.1Ω – 2K	0.1Ω – 2K	
WVM3	3W	0.1Ω – 5K	0.1Ω – 5K	0.1Ω – 5K	
WVM5	5W	0.1Ω – 5K	0.1Ω – 5K	0.1Ω – 5K	
WVM7	7W	0.1Ω – 8K	0.1Ω – 8K	0.1Ω – 8K	
WVM10	10W	0.1Ω – 8K	0.1Ω – 8K	0.1Ω – 8K	

Resistance Temperature Coefficient Standard:


VM series: ± 800ppm below 1Ω & ± 400ppm above 1Ω

MVM series: ± 200ppm

LVM series: ± 50 to 400ppm depending on value

WVM series: ± 90ppm below 1Ω, ± 50ppm from 1Ω to 10Ω & ± 20ppm above 10Ω.

How to Order



VM/MVM/LVM/WVM Series — Ceramic Housed Vertical Mount

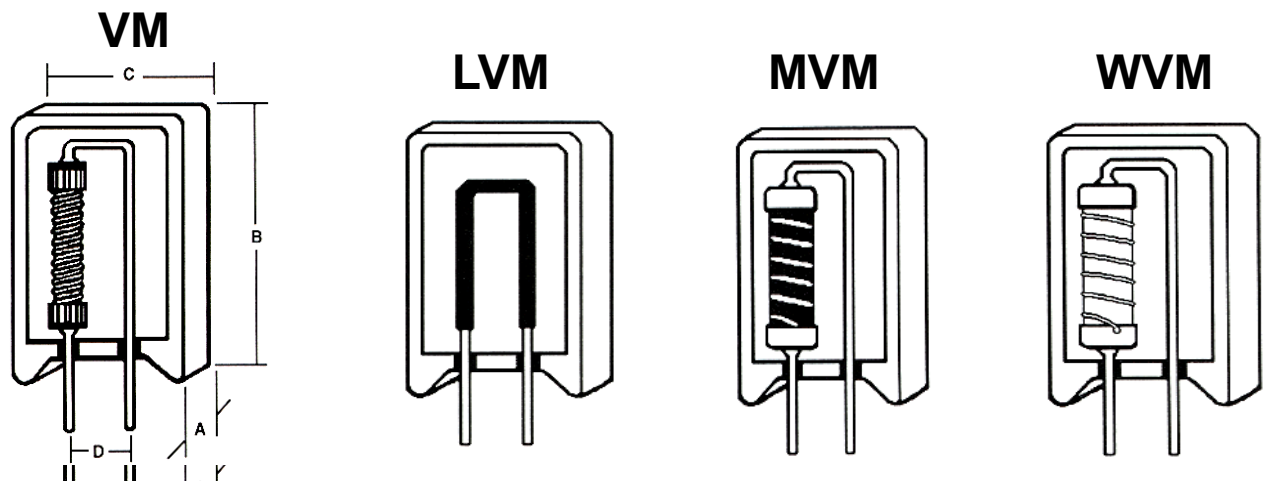
Mechanical Specifications					
Code	A	B	C	D	Units
Tolerance	± 0.039	± 0.059	± 0.039	± 0.059	
	± 1.0	± 1.5	± 1.0	± 1.5	
VM2	0.280 7.1	0.820 20.8	0.435 11.0	0.200 5.1	inches mm
VM3	0.380 9.7	0.975 24.8	0.475 12.1	0.200 5.1	inches mm
VM5	0.380 9.7	0.990 25.1	0.520 13.2	0.200 5.1	inches mm
VM7	0.380 9.7	1.520 38.6	0.520 13.2	0.200 5.1	inches mm
VM10	0.480 12.2	1.375 34.9	0.635 16.1	0.300 7.6	inches mm

*VM lead length $.175 \pm .032$

*MVM lead length $.175 \pm .032$ and lead diameter $.032$

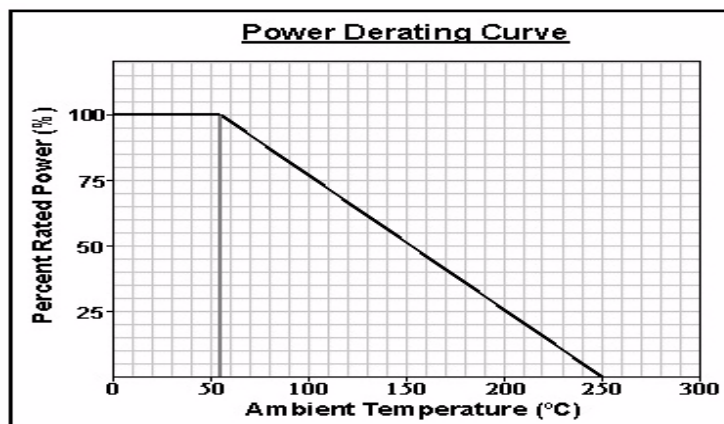
*LVM lead length $.175 \pm .032$ and LVM 2 to LVM 5 lead diameter $.032$ & LVM 7 to LVM 10 lead diameter $.036$

*WVM lead length $.175 \pm .032$ and WVM 2 to WVM 5 lead diameter $.032$ & WVM 7 to WVM 10 lead diameter $.036$



*VM2 lead diameter is 0.032 and MVM, LVM & WVM lead diameter is 0.036

**Series VM, MVM, LVM, & WVM have the same dimensions.



VM/MVM/LVM/WVM Series — Ceramic Housed Vertical Mount
