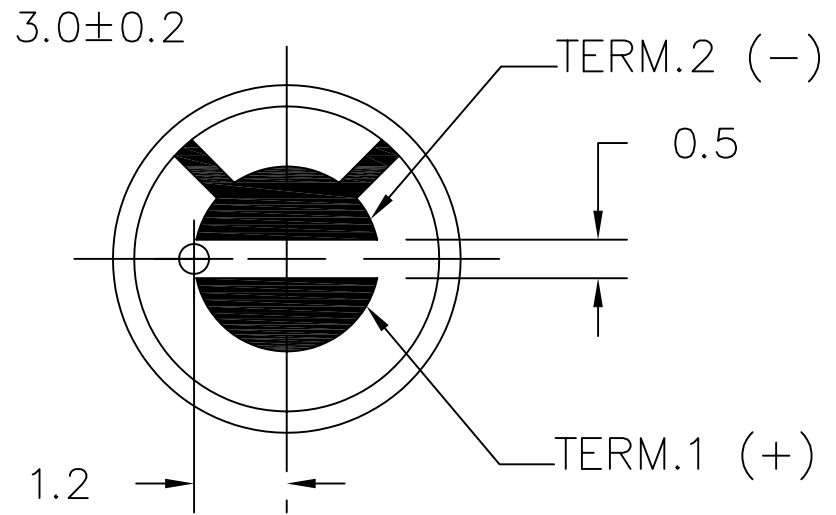
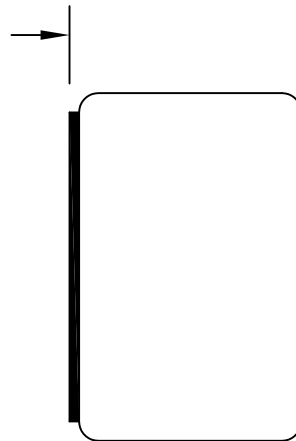
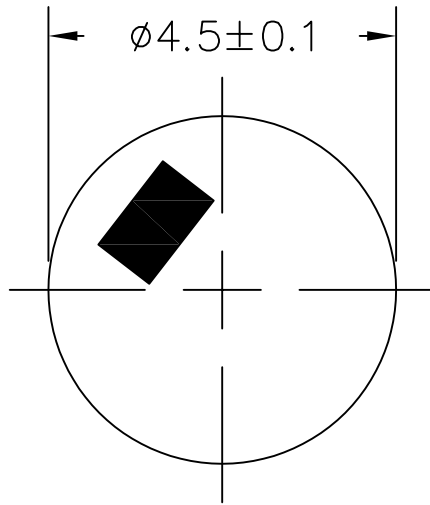


THIS DOCUMENT CONTAINS DATA PROPRIETARY TO PROJECTS UNLIMITED, INC. ANY USE OR REPRODUCTION, IN ANY FORM, WITHOUT PRIOR WRITTEN PERMISSION OF PROJECTS UNLIMITED, INC. IS PROHIBITED.  
© 2005, Projects Unlimited Inc.

### SPECIFICATIONS

| PARAMETERS                   | VALUES           | UNITS |
|------------------------------|------------------|-------|
| DIRECTIVITY                  | NOISE CANCELLING | -     |
| SENSITIVITY                  | -54±3            | dB    |
| STANDARD OPERATING VOLTAGE   | 2                | Vdc   |
| MAX OPERATING VOLTAGE        | 10               | Vdc   |
| CURRENT CONSUMPTION (MAX)    | 0.5              | mA    |
| IMPEDANCE                    | 2.2              | KOhm  |
| SIGNAL TO NOISE RATIO (MIN.) | 55               | dB    |
| TERMINAL                     | SOLDER PADS      | -     |
| INTERNAL CAPACITOR           | N/A              | pF    |

| REVISIONS |                           |         |          |
|-----------|---------------------------|---------|----------|
| LTR       | DESCRIPTION               | DATE    | APPROVED |
| -         | RELEASED FROM ENGINEERING | 1/31/06 |          |
| A         | ADDED TERMINAL POLARITY   | 2/5/07  | D.F.     |



NOTES:

1. ALL DIMENSIONS ARE IN MILLIMETERS.
2. SPECIFICATION SUBJECT TO CHANGE OR WITHDRAWAL WITHOUT NOTICE.
3. THIS PART IS RoHS 2002/95/EC COMPLIANT.

FILE NAME  
TNM-3054L-R.DWG

UNLESS OTHERWISE SPECIFIED:  
DIMENSIONS ARE IN MILLIMETERS, TOLERANCES ARE ±0.5 AND ANGLES ARE ±3°.

**projects® unlimited** Dayton, Ohio

| APPROVALS            | DATE  |
|----------------------|-------|
| DRAWN <i>J.A.F.</i>  | 01/06 |
| CHECKED <i>E.P.</i>  | 01/06 |
| APPROVED <i>B.R.</i> | 01/06 |

SIZE  
A

MICROPHONE

DRAWING NO.  
TNM-3054L-R

DO NOT SCALE DRAWING

SCALE: N.T.S.

SHEET 1 OF 1