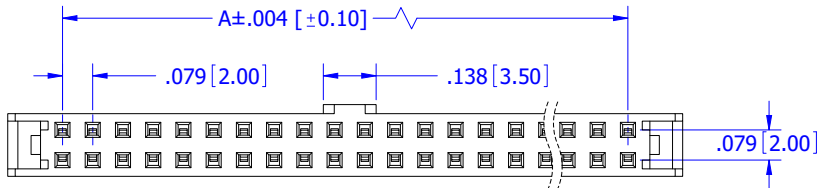
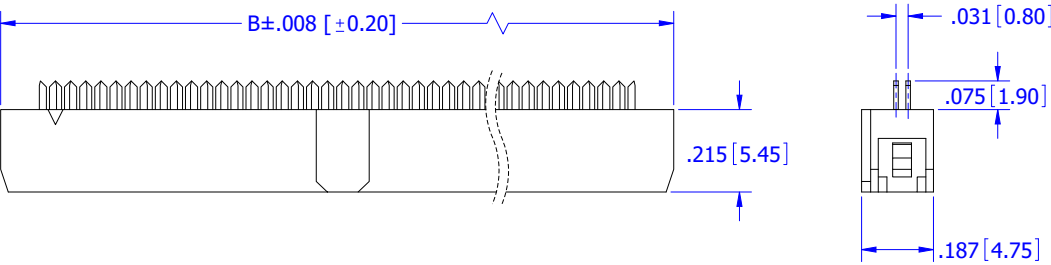
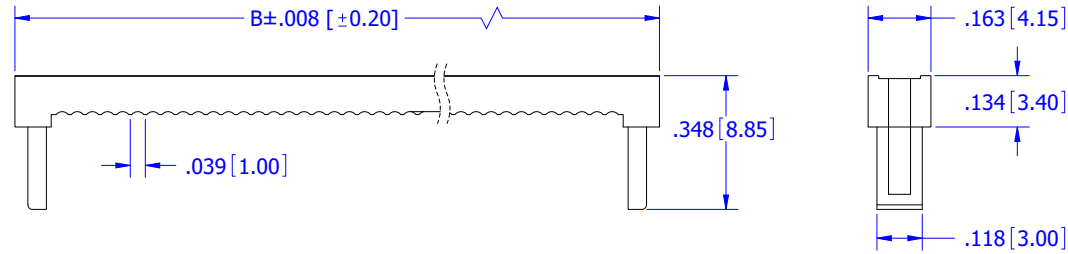


REVISIONS				
REV.	ECO. NO	DESCRIPTION	DATE	BY
A	1830	INITIAL RELEASE	10/30/2008	JH
B	1845	UPDATE TOLERANCE BLOCK	11/6/2008	JH



PART NUMBER CODING
SFH21-PP_N-D_-ID-


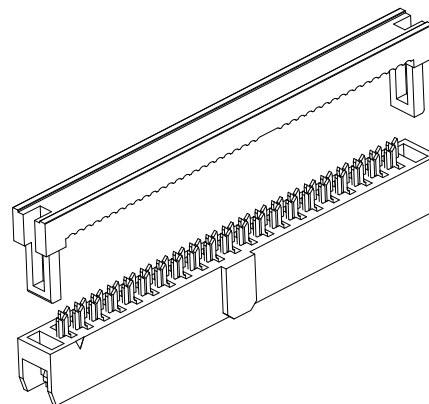
COLOR
BK= BLACK
GY= GREY

NUMBER OF POSITIONS
(CONTACTS PER ROW)

PLATING
P = GOLD FLASH OVERALL
E = .000100" PURE TIN, MATTE OVERALL

PART NUMBER	POSITIONS/ CONTACTS	A		B	
		INCH	MM	INCH	MM
SFH21-PP_N-D03-ID-__	03/06	0.157	4.00	0.443	11.25
SFH21-PP_N-D04-ID-__	04/08	0.236	6.00	0.522	13.25
SFH21-PP_N-D05-ID-__	05/10	0.315	8.00	0.600	15.25
SFH21-PP_N-D06-ID-__	06/12	0.394	10.00	0.679	17.25
SFH21-PP_N-D07-ID-__	07/14	0.472	12.00	0.758	19.25
SFH21-PP_N-D08-ID-__	08/16	0.551	14.00	0.837	21.25
SFH21-PP_N-D09-ID-__	09/18	0.630	16.00	0.915	23.25
SFH21-PP_N-D10-ID-__	10/20	0.709	18.00	0.994	25.25
SFH21-PP_N-D11-ID-__	11/22	0.787	20.00	1.073	27.25
SFH21-PP_N-D12-ID-__	12/24	0.866	22.00	1.152	29.25
SFH21-PP_N-D13-ID-__	13/26	0.945	24.00	1.230	31.25
SFH21-PP_N-D15-ID-__	15/30	1.102	28.00	1.388	35.25
SFH21-PP_N-D17-ID-__	17/34	1.260	32.00	1.545	39.25
SFH21-PP_N-D20-ID-__	20/40	1.496	38.00	1.781	45.25
SFH21-PP_N-D22-ID-__	22/44	1.654	42.00	1.939	49.25
SFH21-PP_N-D25-ID-__	25/50	1.890	48.00	2.175	55.25
SFH21-PP_N-D30-ID-__	30/60	2.283	58.00	2.569	65.25
SFH21-PP_N-D34-ID-__	34/68	2.598	66.00	2.884	73.25

- NOTES:**
- INSULATOR MATERIAL: PBT 30% GLASS FIBER.
 - CONTACT MATERIAL: PHOSPHOR BRONZE.
 - PLATING: SEE PART NUMBER CODING.
 - OPERATING TEMPERATURE: -45 °C TO +85 °C.
 - UL FLAMMABILITY RATING: 94V-0.
 - CURRENT RATING: 1 AMP PER CONTACT.
 - INSULATION RESISTANCE: 1,000 MEGA OHMS.
 - DIELECTRIC WITHSTANDING: 500 VAC
 - MATES WITH SBH21 SERIES
 - FOR FLAT CABLE CONNECTOR.



RoHS COMPLIANT

UNLESS OTHERWISE SPECIFIED:
DIMENSIONS ARE IN INCHES(MM)
TOLERANCES:
ANGULAR: ± 30°
X = ± .008 [20]
.X = ± .008 [20]
.XX = ± .008 [20]
.XXX = ± .008 [20]
SURFACE FINISH: 63 Ra
REMOVE ALL BURRS AND SHARP EDGES .010 MAX.
INTERPRET DIMENSIONS AND GEOMETRIC
TOLERANCING
PER: ANSI Y14.5M-1994

DRAWN	DATE	NAME
	10/28/08	JH

THE INFORMATION HEREIN CONTAINS PROPRIETARY INFORMATION OF SULLINS ELECTRONICS AND IS NOT TO BE REPRODUCED, USED OR DISCLOSED TO OTHERS FOR ANY PURPOSE EXCEPT AS SPECIFICALLY AUTHORIZED IN WRITING BY AN OFFICER OF SULLINS ELECTRONICS.

SULLINS
CONNECTOR SOLUTIONS

DESCRIPTION
HEADER FEMALE, .079[2.00] CC

PART NUMBER
SFH21-PP_N-D_-ID-__

SIZE DWG. NO. REV
C 11154 B

SCALE: NTS SHEET 1 OF 1