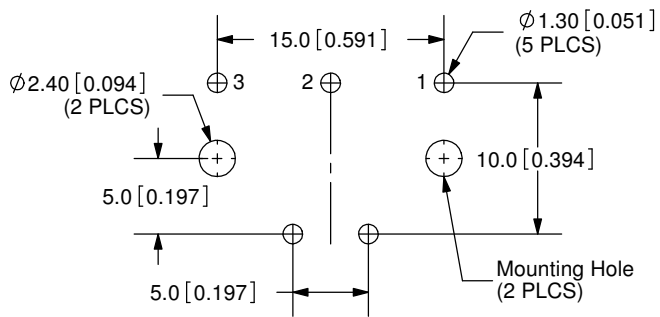
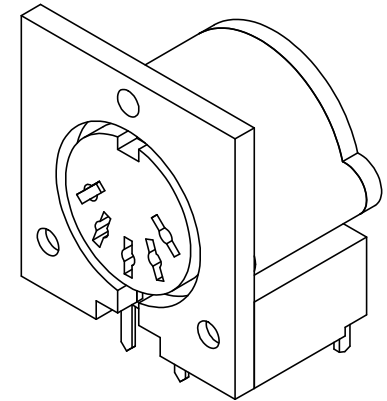
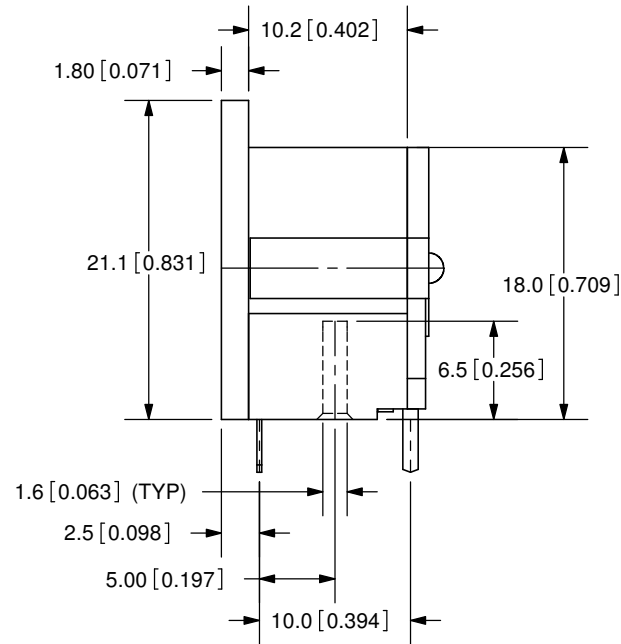
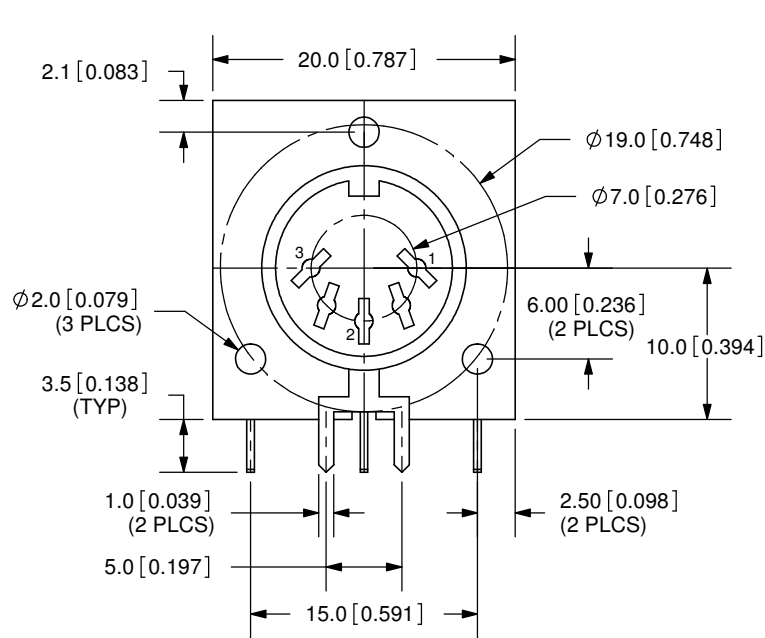


REV.	DESCRIPTION	DATE
A	NEW DRAWING	3/7/2006
B	Added dimensions	4/3/2006
C	Updated material list	5/15/2006



PCB LAYOUT
TOP VIEW

SPECIFICATIONS:
 RATING: 24V DC @ 1A; 100V AC @ 2A
 CONTACT RESISTANCE: 20m OHMS MAX
 INSULATION RESISTANCE: 100M OHMS MIN; 500V DC
 VOLTAGE WITHSTAND: 500V AC R.M.S. FOR 1 MINUTE
 INSERTION FORCE: 5.0KG MAX
 WITHDRAWAL FORCE: 1.0KG~3.5KG
 LIFE: 5,000 CYCLES

TOLERANCE:
 $\pm 0.2\text{mm}$ UNLESS OTHERWISE
 SPECIFIED



20050 SW 112th Ave.
 Tualatin, OR 97062
 Phone: 503-612-2300
 800-275-4899
 Fax: 503-612-2383
 Website: www.cui.com

	MATERIAL	PLATING
EARTH TERMINAL	Phosphor Bronze	Tin
TERMINALS (1-3)	Brass	Tin
HOUSING	PBT	

TITLE: STANDARD CIRCULAR CONN. w/o SHIELD	REV: C
PART NO. SDS-30J	UNITS: MM [INCHES]
DRAWN BY: ZRJ	APPROVED BY:
	SCALE: 2:1

PC FILE NAME:
 SDS-30J

COPYRIGHT 2007 BY CUI INC.