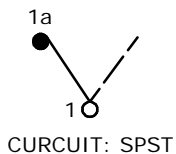


RECOMMENDED PANEL MOUNTING

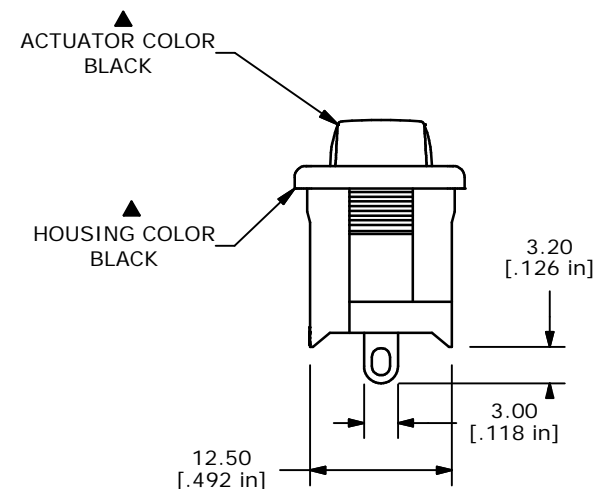
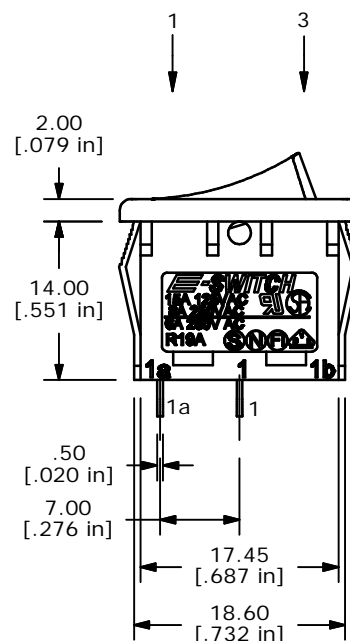

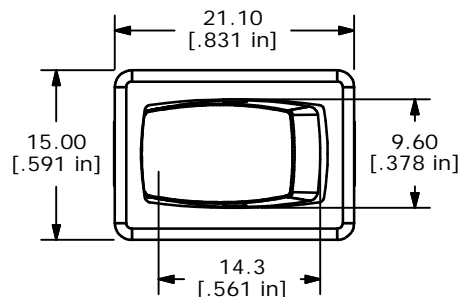
PANEL THICKNESS	X
0.75-1.25	19.2
1.25-2.00	19.4
2.00-3.00	19.8

SWITCH FUNCTION		
POS. 1	POS. 2	POS. 3
ON	NONE	OFF
1a-1	NONE	OPEN



NOTES:

1. ALL DIMENSIONS IN MM [INCH]
2. GENERAL TOLERANCE: X.X=±0.4  
X.XX=±0.25
3. TERM. NOS. FOR REF. ONLY
4. RATING: 15A @125VAC;  
8A @250VAC.
- ▲5. LAMP VOLTAGE: NO LAMP
6. MATERIAL:  
CONTACT SURFACE: COIN SILVER, SILVER PLATED.  
TERMINAL: COPPER ALLOY W/SILVER PLATE
7. ELECTRICAL LIFE: 10,000 CYCLES
8. CONTACT RESISTANCE: <20 MILLI-OHMS INITIAL
9. DIELECTRIC STRENGTH: >1,500V AC 1 MIN
10. ▲DENOTES CRITICAL PARAMETER.



**E-SWITCH®**

TITLE R1966ABLKBLKES

C	14752	REVISED AND REDRAWN	3/16/05	AR
REV	PCR NO	DESCRIPTION	DATE	BY

SCALE	DATE	DR	DWG	REV
1.5:1	11/3/95	MM	M301211	C

THE INFORMATION CONTAINED IN THIS DOCUMENT IS PROPRIETARY TO E-SWITCH AND IS NOT TO BE COPIED OR TRANSFERRED